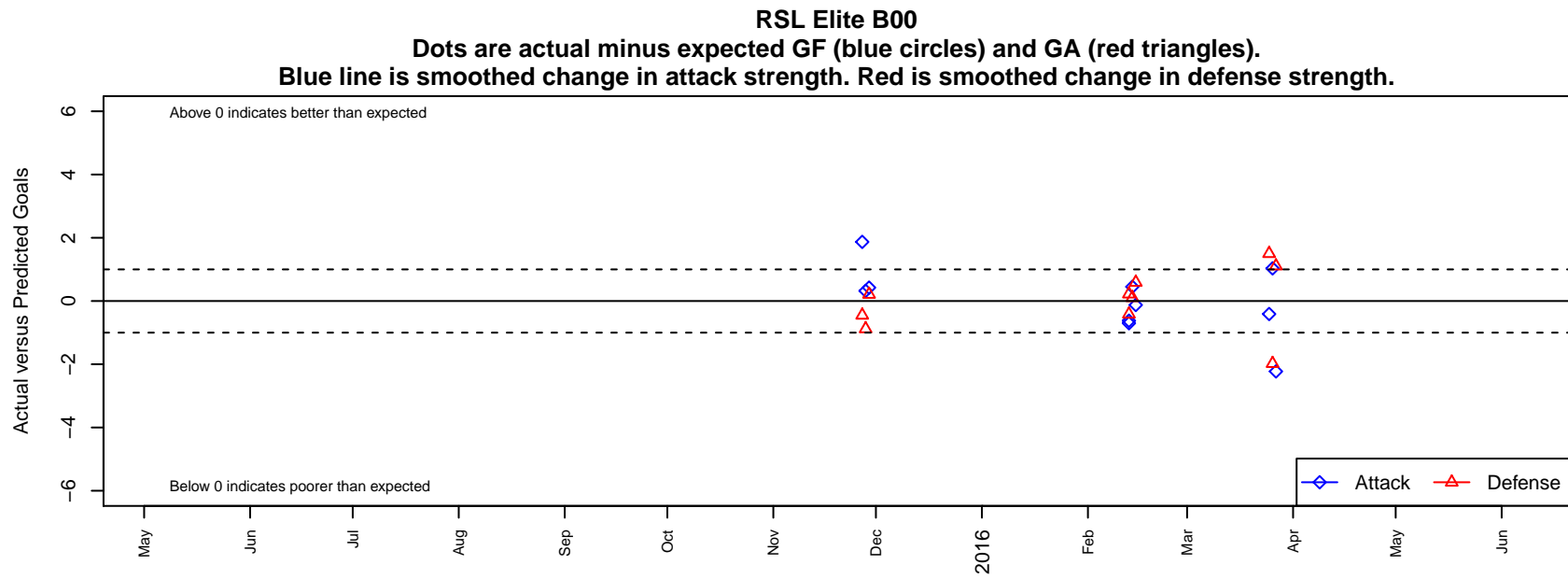


RSL Elite B00

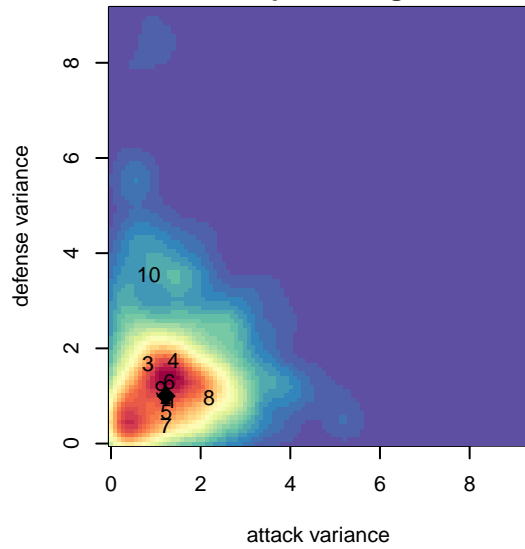
, AZ
B00 total strength=1690
attack=38.17 defense=12.51

alt names used:
RSL ELITE 14
RSL ELITE 14 (AZ)
REAL SALT LAKE – ARIZONA RSL ELITE 01 (

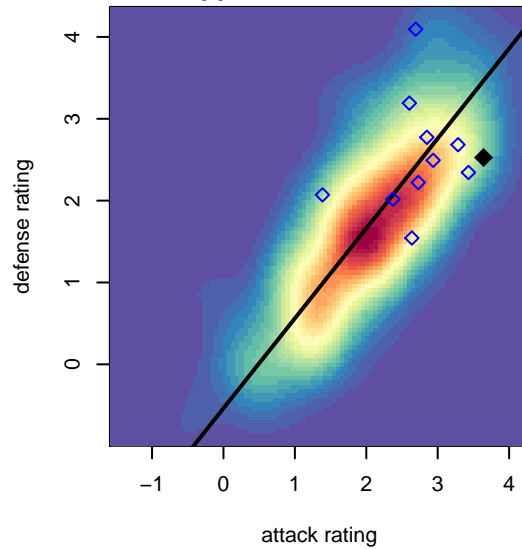
Venues played:
2015 FWRL Desert 1st U15
2015 PDT Phoenix Showcase – Blue U15



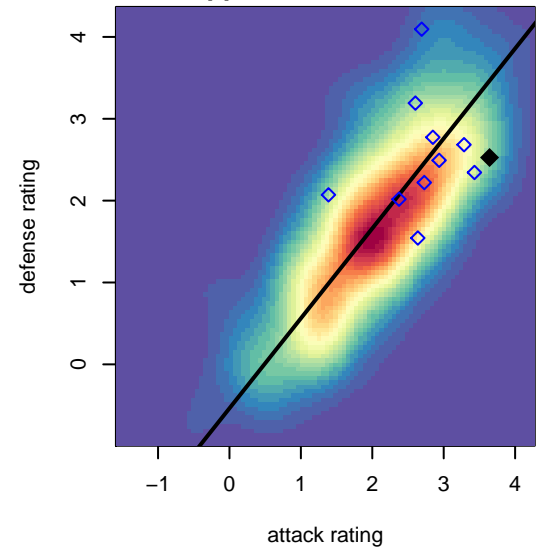
**attack and defense variance (black dot)
relative to other teams
and top 10 in region**



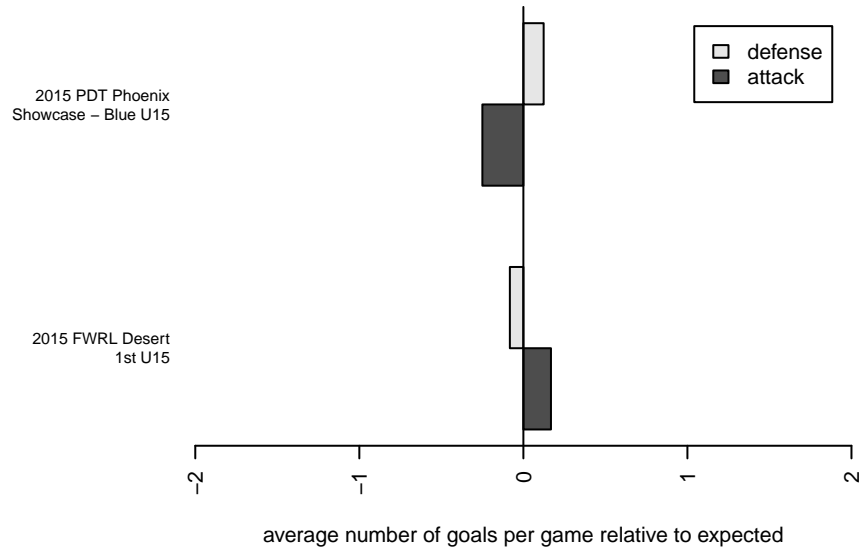
**attack and defense rating
relative to others at age
and all opponents in last 13 months**



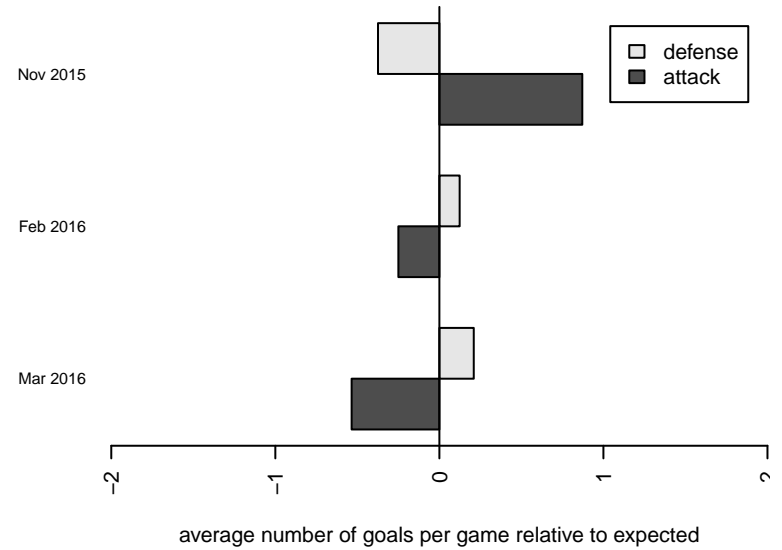
**attack and defense rating
relative to others at age
and all opponents in last 13 months**



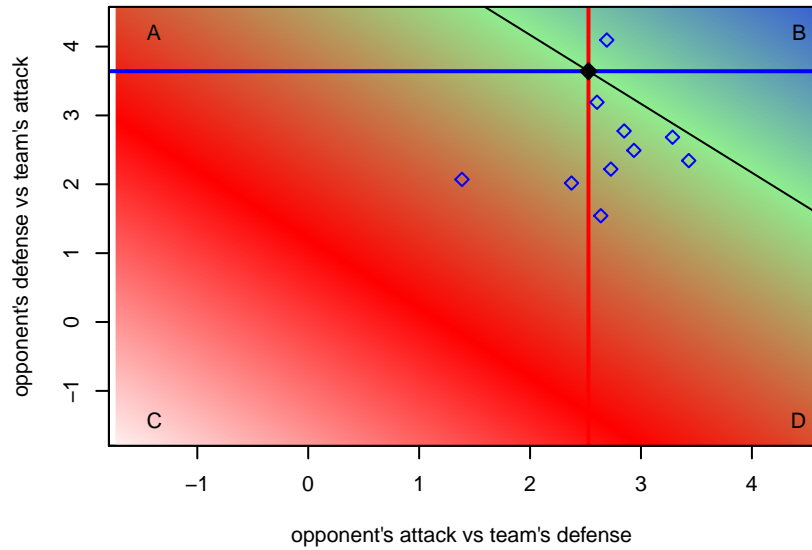
Performance relative to 13 month average



Performance relative to 13 month average



Distribution of opponents
 Red = Lose zone, Blue = Win zone, Green = Even
 Black line separates win/lose zones



lot. A=Neither has attack advantage, B=Opponent has both attack and defense advantage, C=Opponent has both attack and defense disadvantage, D=Both have

date	home		away		venue	pred.home	pred.away
2016-03-27	RSL Elite B00	6	Sereno West 01 White B00	0	2015 FWRL Desert 1st U15	8.23	1.11
2016-03-26	RSL Elite B00	4	SC del Sol 01 Colavecchia B00	4	2015 FWRL Desert 1st U15	2.97	2.02
2016-03-25	Arizona Arsenal Premier 01 Teal B00	0	RSL Elite B00	4	2015 FWRL Desert 1st U15	1.50	4.41
2016-02-15	Croatian Eagles Red B00	1	RSL Elite B00	3	2015 PDT Phoenix Showcase – Blue U15	1.59	3.13
2016-02-14	RSL Elite B00	2	Rio Scorpions B00	1	2015 PDT Phoenix Showcase – Blue U15	1.55	1.10
2016-02-13	RSL Elite B00	0	Colorado Rapids 01 Academy B00	1	2015 PDT Phoenix Showcase – Blue U15	0.62	1.22
2016-02-13	RSL Elite B00	3	NYSA Celtic 01 B00	3	2015 PDT Phoenix Showcase – Blue U15	3.70	2.58
2015-11-29	Sereno 01 Chelsea B00	1	RSL Elite B00	3	2015 FWRL Desert 1st U15	1.21	2.58
2015-11-28	RSL Elite B00	6	La Roca Futbol Club 01 South B00	2	2015 FWRL Desert 1st U15	5.68	1.12
2015-11-27	Avalanche FC Apex 01 Black B00	1	RSL Elite B00	7	2015 FWRL Desert 1st U15	0.55	5.13